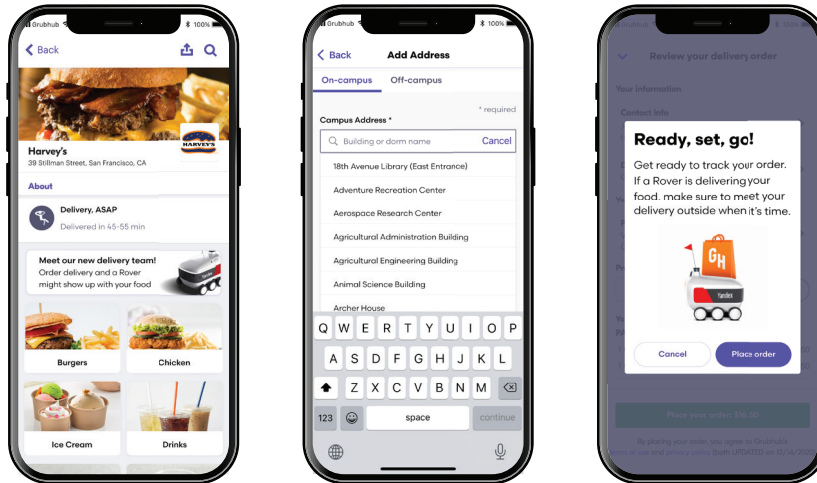


How to place a robot delivery order

1

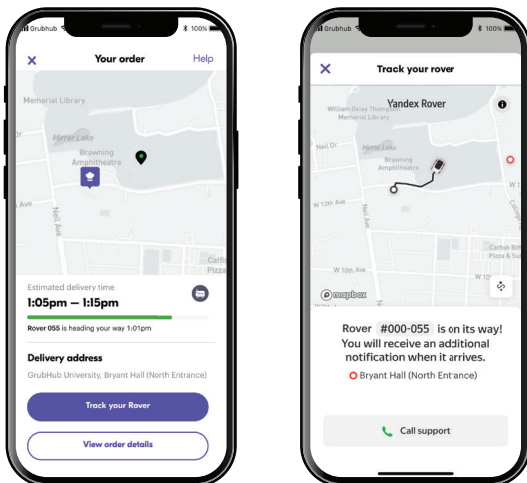
Place your order



Make sure your Grubhub app is up to date. Find and order from a restaurant with a robot delivery banner on the menu page. Then, choose a delivery location that supports robot delivery. Hint: look for "entrance" in the building name.

2

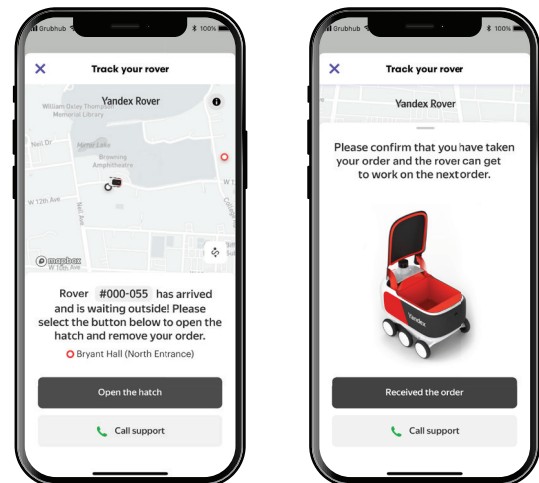
Track your rover



Once your food is en route, you can track your rover.

3

Meet your rover



You'll receive a notification when your rover arrives. Pick up your order within 10 minutes, then enjoy!

*Note in the scenario rover is unavailable, a driver will be assigned to your order.